

Pre-Requisite Information

Please note that it is the responsibility of the student to research individual optometry program admission requirements. Additional courses may be required or recommended, including behavioral sciences, humanities, math and science. Your academic advisor can discuss courses required for your major.

Biological Sciences	Courses	Required	Strongly Recommended
General Biology (1-2 sem)	MCB 150 & MCB 151 IB 150 & IB 151	✓	
Microbiology (1 sem) *lab may be required	MCB 100 & MCB 101 or MCB 300 & MCB 301	✓	
Anatomy & Physiology (1-2 sem)	MCB 244 & MCB 245 MCB 246 & MCB 247 or IB 303 & IB 202	✓	

Physical Sciences	Courses	Required	Strongly Recommended
General Chemistry (2 sem)	CHEM 102 & CHEM 103 CHEM 104 & CHEM 105	✓	
Organic Chemistry (1 sem)	CHEM 232 & CHEM 233	✓	
Biochemistry (1 sem)	MCB 354 or MCB 450	✓	
General Physics (1-2 sem)	PHYS 101 & PHYS 102	✓	

Statistics & Math	Courses	Required	Strongly Recommended
Statistics	STAT 100 or equivalent	✓	
Calculus	MATH 220 or equivalent	✓	

Pre-Requisite Information, pg 2.

Please note that it is the responsibility of the student to research individual optometry program admission requirements. Additional courses may be required or recommended, including behavioral sciences, humanities, math and science. Your academic advisor can discuss courses required for your major.

Behavioral Sciences	Courses	Required	Strongly Recommended
Psychology	PSYC 100	✓	
Additional coursework	1-2 courses		✓
Humanities	Courses	Required	Strongly Recommended
Additional coursework	1-3 courses		✓
Communication	Courses	Required	Strongly Recommended
English Composition	Composition I Advanced Comp	✓	



EXPERIENCES FOR OPTOMETRY SCHOOL

Optometry schools look for a variety of experiences during the admission process. This is not an exhaustive list of the opportunities. Students can pursue many things to enhance their future application. It is important to have quality experiences over quantity!

Clinical Experience

- Shadow Optometrists
- Healthcare Volunteering
- Internships

Community Service

- Social Justice
- Get out in your campus community

Leadership

- Training & Development
- Executive Board Position

Research

- Undergraduate Research
- Summer Undergraduate Research Fellowship
- Research during gap year



YOUR TIMELINE

This is a suggested timeline only. Every student has their own path to optometry school. If students choose a gap year, this allows to students to enhance their academics and professional/personal experiences.

Fall

CHEM 102/103
MCB 150/MCB 151

Attend Quad Day, Pre-Health Kick-Off
Find RSOs to join (don't join too many!)

Spring

CHEM 104/105
IB 150/IB 151
PSYC 100

Volunteering
Summer planning-shadowing

Fall

CHEM 232
STAT 100

Continue activities and/or find new ones
Research opportunities

Spring

CHEM 233
MATH 220

Summer planning-shadowing, internship
Study Abroad

Fall

MCB 100 (lab if needed)
PHYS 101

Prep for OAT
Leadership Experience

Spring

MCB 354 or MCB 450
PHYS 102

Take OAT
Prep for OptomCAS

Fall

MCB 244 & MCB 245 or IB 303

Interviews for Optometry Programs

Spring

MCB 246 & MCB 247 or IB 202

Interviews/Make Decisions
Consider reapplying



YOUR TIMELINE

Print this document to fill in your coursework and experiences.

Fall

Spring

Fall

Spring

Fall

Spring

Fall

Spring

TIMELINE OF APPLYING

ARE YOU READY?

First step...

Determine if you are ready to apply based on your academics (GPA, completed pre-reqs), test score (if applicable), experiences and letters of rec. Do you feel like you are competitive for the programs you want to apply to?



APPLICATION OPENS

Know your dates...

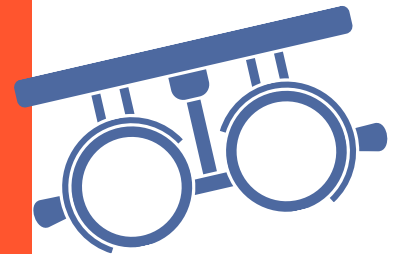

The application to optometry schools (OptomCAS) opens the end of June each year. Applicants can submit their OptomCAS once they feel they are ready.



WHAT DO YOU NEED TO APPLY?

Plan ahead...


It is important to know that you typically do not need letters of recommendation or your test scores to submit your application. The basic parts are: biographical info, coursework, personal statement, work/activities, who your letter writers are and admission test date.



VERIFICATION

Start the process...

OptomCAS will have your primary application go through a process called verification. This is where OptomCAS "verifies" what you have entered in for coursework and that it matches your transcripts. They will also calculate the various GPAs optometry schools use to evaluate applicants. This process can take 2 days or up to 4 weeks. Apply early!



TIMELINE OF APPLYING

SECONDARY APPLICATIONS

Check your email...

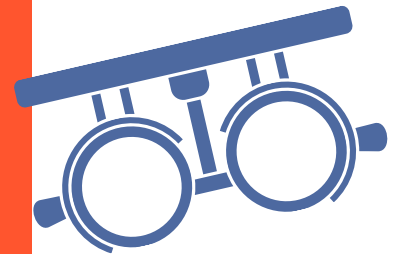
Once your application is submitted and verified, you can work on secondary applications or supplemental questions. Some programs will have questions embedded in OptomCAS or have a separate application (secondary).



WAITING GAME

No news, is good news...

One of the most anxious times for pre-health applicants is waiting to hear back from programs on interviews or decisions. Depending how long you have waited, you can submit an update with significant information. Otherwise, know that if you haven't been denied, then you still have an opportunity!



INTERVIEWS

Again...check your email!

Being invited for an interview means that you have met what they are looking for on paper. This is your opportunity to talk to individuals at the programs about why you are passionate about the field and that specific school. Do your research! Come prepared with your own questions! And don't forget to practice with a mock interview!




ADMISSION OFFERS

Be ready

Optometry programs may send admission offers within a couple of weeks of interviewing. Programs usually send out decisions in batches. It is possible to receive multiple offers, but also be denied or waitlisted.

yes



TIMELINE OF APPLYING

DECISION TIME

Understand your options

If you have received an admission offer, be mindful of due dates for deposits to hold your seat. Plus, applicants need to be aware of decision deadlines. Read carefully any information programs have sent you!

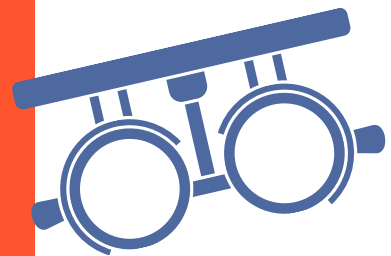
If you did not receive any offers, make sure you think about a plan B and what you need to do to reapply.



START SCHOOL

Woohoo!!


Congratulations! You have accepted an offer to an Optometry program and are ready to start your journey to become an optometrist.



HOW DO I GET HELP?

The Career Center

Throughout the application process, the Pre-Health Advisors are available to assist applicants...alumni too! We can discuss competitiveness, review personal statements, work/activity sections, secondary essays, school list, conduct mock interviews and walk you through the decision process. Don't hesitate to contact us, if you need help!



RESOURCES



[Future Eye Doc](#)



[Optometry Program List](#)



[OptomCAS \(Centralized Application Service\)](#)



[Health Profession Advising](#)



[Personal Statement Reviews](#)



[Mock Interviews](#)